



THE CHARTER HIGH SCHOOL FOR LAW AND SOCIAL JUSTICE

1960 UNIVERSITY AVENUE

BRONX, NY 10453

(T) 347-696-0042

(F) 718-744-2007

Minutes of the Board of Trustees Meeting Charter High School for Law and Social Justice

Date: September 21, 2023

Location: Hybrid Meeting (Zoom and In-Person)

Time: 6:05 p.m. - 6:43 p.m.

Members Present:

In-person: John Callahan (Chairperson), Jumaane Saunders, Amy Fuller, Sarah Fuentes, Linette Tse, Rina Beder, Executive Director Richard Burke,

Guest: Robin Sharpe (Dir. of SPED & ENL)

Via Zoom: Charmon Adams, Janine Azriliant

Members Absent:

Christian Bannerman, Socrates Solano, Rick Marsico

I. Call to Order & Welcome

The meeting was called to order by Chairperson John Callahan at 6:05 p.m. He expressed gratitude towards both virtual and in-person attendees amidst the vibrant activities of Back to School Night. He said this was the most in person Board members in years.

II. Approval of Consent Agenda

Mr. Callahan inquired if there were questions or comments regarding items on the Consent Agenda, particularly concerning the acceptance of minutes. No comments were noted, and the consent agenda was accepted as presented.

Excellence * Commitment * Courage * Character



THE CHARTER HIGH SCHOOL FOR LAW AND SOCIAL JUSTICE

1960 UNIVERSITY AVENUE
BRONX, NY 10453
(T) 347-696-0042
(F) 718-744-2007

III. Financial Review

Executive Director Richard Burke presented the August financials, revealing a balance providing 146.4 days of cash (\$5,060,692).

He discussed finalizing the Union negotiations and completing the CBA, acknowledging a budget deficit due to salary increases and personnel shifts. He noted that Projected unexpected interest revenue of approximately \$170,000 was highlighted, with a promise to review and revise the budget in collaboration with the Finance Committee in the coming months.

The Board was informed that auditors will attend the October board meeting.

IV. Reports

Executive Director Report: Mr. Burke described a smooth and optimistic start to school and shared insights regarding the ninth-grade experience, stating that they are much calmer entering class and that the transition into high school has been very smooth. He said that Mr. Ferrer was welcomed warmly, and families were very positive about his becoming Principal. Mr. Burke gave a brief update about a COVID outbreak among teachers and students and the precautions they are taking. He discussed the difficulty in hiring this year and steps to work around it.

Chairman Report: Mr. Callahan discussed ongoing considerations for the St. Margaret Mary building for the Middle School, and he stated we will be voting on a Committee to oversee expansion and facilities.

Excellence * Commitment * Courage * Character



THE CHARTER HIGH SCHOOL FOR LAW AND SOCIAL JUSTICE

1960 UNIVERSITY AVENUE
BRONX, NY 10453
(T) 347-696-0042
(F) 718-744-2007

Finance: The Finance Committee meeting details and August Financials were discussed earlier in the meeting by Mr. Burke. The Committee met on Tuesday, September 19th.

Academic Committee: Ms. Fuentes announced they were awaiting STAR testing data before she set the next meeting and welcomed anyone to join the Committee since Denis had left the Board.

Governance: Plans for a Board Retreat were discussed, and Mr. Callahan shared that an organizer was being considered upon Ms. Beder's recommendation.

Fundraising Committee: Mr. Callahan stated that Amy Fuller had agreed to look at Rick's Development plan.

V. New Business

Formation of Ad Hoc Facilities Committee:

A motion was made to establish a Committee on Facilities and Expansion, focusing on upgrading and expanding to accommodate high and middle school facilities. Ms. Tse moved, and Ms. Beder seconded the Motion, which passed unanimously.

Acceptance of the New CBA:

Mr. Callahan proposed a motion to accept the new Collective Bargaining Agreement (CBA), moved by Mr. Saunders, seconded by Ms. Fuentes, and adopted without dissent.

VI. Adjournment

Ms. Tse moved to adjourn, seconded by Ms. Beder. The meeting was adjourned at 6:43 p.m.

The next meeting is scheduled for October 19, 2023, at 6:00 p.m.

Excellence * Commitment * Courage * Character




John Callahan Chairperson

10/13/23

MOTIONS:

Motion to form a Facilities Board Committee. He asked if someone would move, and Ms. Tse moved, and Ms. Beder seconded that:

WHEREAS the Board of Trustees of the Charter High School for Law and Social Justice (the "Board") plans to upgrade its current facility and expand into a middle school and enter into a long-term lease agreement for a facility to house the middle school; and

WHEREAS the Board would benefit from the advice about and involvement in these plans of a committee composed of Board members and others with expertise and experience with facilities upgrades, it is hereby.

RESOLVED that the Board approves the creation of an ad hoc Committee on Facilities and Expansion (the "Committee"), and it is further.


RESOLVED that the Board shall appoint members of the Committee by majority vote of the members present at the meeting provided that a majority of members of the Committee is composed of members of the Board and that the chair of the Committee is also a member of the Board.



THE CHARTER HIGH SCHOOL FOR LAW AND SOCIAL JUSTICE

1960 UNIVERSITY AVENUE
BRONX, NY 10453
(T) 347-696-0042
(F) 718-744-2007

The Motion passed with no dissent.



John Callahan Chairperson

10/23/23

Mr. Callahan opened the floor for the Motion to approve the new Collective Bargaining Agreement (CBA) with the United Federation of Teachers (UFT). He affirmed that the proposed CBA has been reviewed and deliberated upon adequately prior to this meeting.

WHEREAS, the Board of Trustees of the Charter High School for Law and Social Justice (the "Board") has reviewed the Collective Bargaining Agreement (CBA) represented by the United Federation of Teachers (UFT);

BE IT RESOLVED that the Board approves and adopts the proposed Collective Bargaining Agreement with the United Federation of Teachers, as presented and reviewed, and

BE IT FURTHER RESOLVED that the Executive Director and Chairperson of the Board are hereby authorized to finalize and execute the said agreement on behalf of the Charter High School for Law and Social Justice, ensuring the institution's adherence to the stipulations and provisions contained therein.

The Motion passed with no dissent.



John Callahan Chairperson

10/13/23

Excellence * Commitment * Courage * Character



Financial Report
For the Period Ending September 30, 2023
Fiscal Year 2023-24
with June 30, 2023 and 2022 Statements

Table of Contents

- 1 Financial Report for Period Ending September 30, 2023 (Narrative)
- 2 Statements of Financial Position (Balance Sheet) at September 30, 2023 and June 30, 2023 and 2022
- 3 Summary Statements of Revenue, Support and Expenses at September 30, 2023 and June 30, 2023 and 2022
- 4 Detailed Statements of Revenue, Support and Expenses at September 30, 2023 and June 30, 2023 and 2022
- 5 Cash Flow Projection

June-September Data for October 23 BOT

23-24 HIGH SCHOOL REGENT COURSE PERFORMANCE								
REGENT SUBJECT	Q1		Q 2		Q 3		Q4	
	dents in the cl	%Pass	dents in the cl	%Pass	dents in the cl	%Pass	dents in the cl	%Pass
ALGEBRA I								
ALGEBRA II								
CHEMISTRY								
EARTH SCIENCE								
ENGLISH III								
GEOMETRY								
GLOBAL II								
US HISTORY								
LIVING ENVIRONMENT								
PHYSICIS								

23-24 HIGH SCHOOL STAR ASSESSMENT PERFORMANCE								
	Grade 9		Grade 10		Grade 11		Grade 12	
	ELA	Math	ELA	Math	ELA	Math	ELA	Math
Baseline % at Grade Level	6%	13%	13%	30%	9%	17%	12%	11%
Percent at Cusp	22%	16%	16%	25%	6%	13%	6%	15%
Midline (February) % at Grade Level								
Percent at Cusp								
Final (June) % at Grade Level								
Percent at Cusp								

HIGH SCHOOL: CLASS OF 2024: AGGREGATE ON TRACK TO GRADUATE % OF STUDENTS IN A COHORT, IN THE AGGREGATE AND DISAGGREGATED BY SUBGROUP THAT HAVE PASSED 3 OUT OF 5 REGENTS REQUIRED FOR GRADUATION BY THEIR 3RD YEAR		
As of August	# in Cohort	% Passing 3 of 5
All Students	92	97%
SWD	18	100%
ELL	18	94%
FRL	78	94%
Black/African American	13	100%
Hispanic/Latino	66	97%

HIGH SCHOOL: COLLEGE		
CLASS OF 2023 ACCEPTED AT A COLLEGE	Class of 2024	Class of 2023
% of Seniors Who Submitted a College application	10%	99%
% of Seniors Accepted into College		97%
% of Seniors Matriculating into College		95%
% of Students who Return for their 2nd year in College		
% of Students who Return for their 3rd year in College		
% of students who graduate from college in 4 years		
% of students who graduate from college in 5 years		
% of students who graduate from college in 7 years		
% of students who drop out of college		

Percent of Graduation Cohort Passing Regents Exam as of June 2023					
	Math	Science	English	History	Other
Class of 2024	86%	93%	80%	91%	
Class of 2025	95%	95%	17%	82%	
Class of 2026	87%	97%	2%	2%	

Percent of Graduation Cohort Enrolled in One or More College Courses			
	1 Course	2 Courses	3 or More Courses
Class of 2024	17%	5%	2%
Class of 2025	7%	1%	1%
Class of 2026	10%	N/a	N/a

Class of 2027					
---------------	--	--	--	--	--

Credit Accumulation of Graduation Cohort	
As of August, 2023	
Class of 2024: % with at least 33 credits	98%
Class of 2024: % with at least 22 credits	81%
Class of 2026: % with at least 11 credits	88%
Class of 2027: % with at least 11 credit	0

% of Graduation Cohort Enrolled in One or More AP Courses		
	1 AP	2 AP or more
Class of 2024	17%	7%
Class of 2025	6%	10%
Class of 2026		

HIGH SCHOOL GRADUATION: Graduation Rates of Cohorts (%)		
	Class of 2023	Class of 2022
4-Year Graduation Rate, All Students	100%	94%
4-Year Graduation Rate, ELLs	100%	83%
4-Year Graduation Rate, FRL	100%	95%
4-Year Graduation Rate, SWD	100%	91%
5-Year Graduation Rate, All Students	N/A	N/A
5-Year Graduation Rate, ELLs	N/A	N/A
5-Year Graduation Rate, FRL	N/A	N/A
5-Year Graduation Rate, SWD	N/A	N/A

GH SCHOOL GRADUATION: Graduation Rates of Cohorts By Type of Diploma (%)		
	Class 2023	Class 2022
Local Diploma	5%	0
Regents Diploma	75.00%	80%
Regents Diploma with Adv Designation	20.00%	19%

% of Class that participated in a Law course		
	Since enrolled	2023-24
Class of 2024	100%	0%
Class of 2025	100%	0%
Class of 2026	100%	100%
Class of 2027	0	100

PREDICTED HIGH SCHOOL GRADUATION: as of November 2023	
	Class of 2024
# of student in class	95
Percentage graduating for June 2023	97%
Percentage graduating for August 2023	3%

Charter High School For Law And Social Justice Data

Notes to Financial Report For the Period Ending September 30, 2023

Unencumbered Cash

Total Cash and Equivalents	\$ 4,380,126	[a]
Encumbrances to Cash		
Restrictions:		
Escrow	100,823	
Unearned Revenue (Advances Received but not Earned)	973,975	
	1,074,798	[b]
Vendor Obligations		
Accounts Payable and Accrued Expenses	120,488	[c]
	1,195,286	[d] {[b] + [c]}
Unencumbered Cash Balance	\$ 3,184,840	[a] - [d]

Days of Cash on Hand

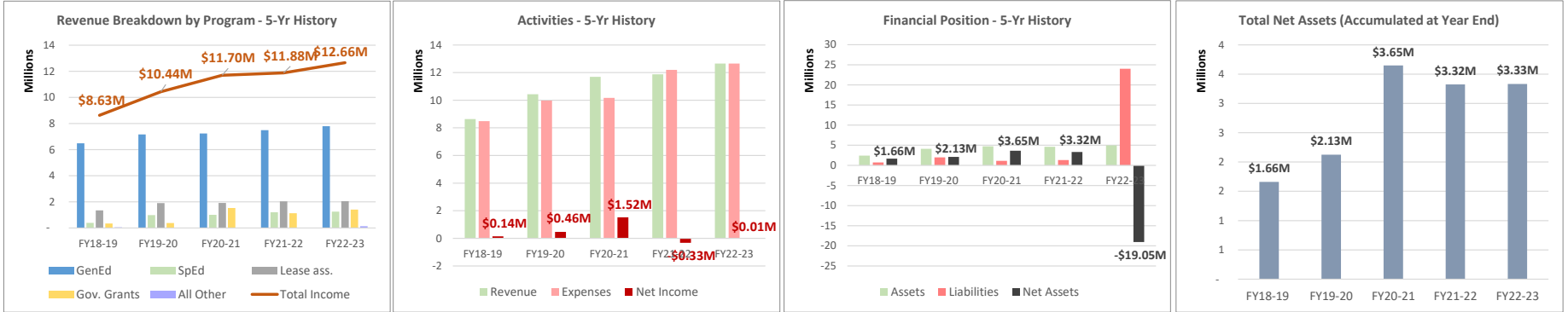
Total Fiscal Year 2023-24 Projected Expenses (<i>excluding Depreciation and Deferred Rent</i>)	\$ 12,362,725
Average Daily Expenses (<i>Total Projected Expenses ÷ 365</i>)	\$ 33,870
Total Cash Available for Operating Use (<i>Total Cash - Escrow</i>)	\$ 4,279,303
Number of Days of Unrestricted Cash Available (<i>Total Cash Available ÷ Average Daily Expenses</i>)	126.3

Liquidity Measures

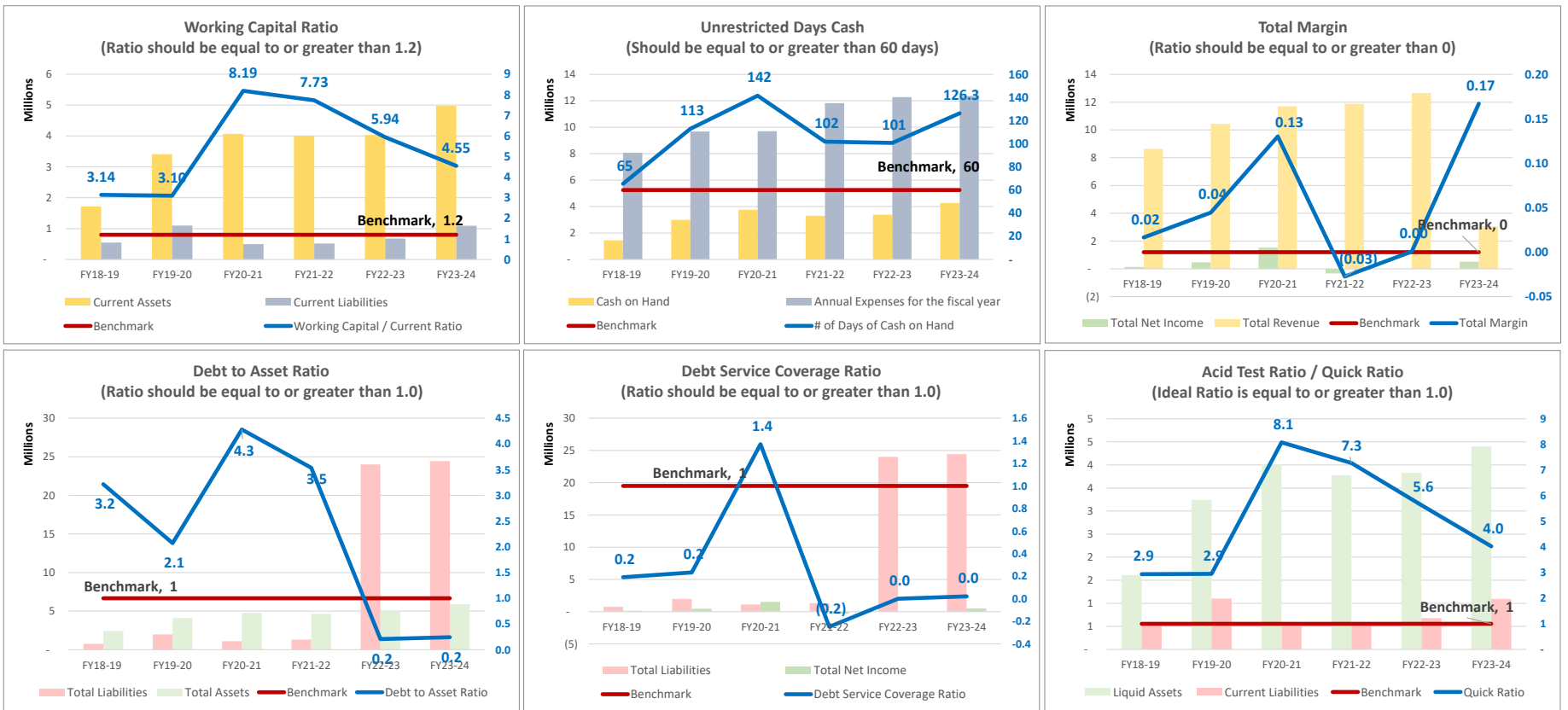
	<u>At 9/30/23</u>	<u>Benchmark</u>
• Current (Working) Capital Ratio - measures the School's ability to pay off its current liabilities (usually within one year) with its current assets such as cash and receivables. The higher the ratio, the better the School's liquidity position.	4.5	1.2
• Unrestricted Days Cash	126.3	60.0
• Debt to Asset Ratio - measures the School's assets that are financed by liabilities, or debts, rather than its equity. Greater than 1 indicates that the School's liabilities are higher than its assets	0.2	1.0
• Acid Test/Quick Ratio - indicates whether the School has sufficient short-term assets to cover its short-term liabilities.	4.0	1.0

Charter High School for Law and Social Justice Fiscal Dashboard

5-Year Performance History



Key Fiscal Indicators



Charter High School for Law and Social Justice

Statements of Financial Position

At Current Year-to-Date September 30, 2023, and June 30, 2023 and 2022

	[unaudited] 30-Sep 2023	June 30	
ASSETS		[unaudited] 2023	[audited] 2022
Current Assets:			
Cash and cash equivalents - Operating	\$ 649,663	\$ 249,836	\$ 3,299,067
Cash and cash equivalents - ICS ¹	3,629,640	3,137,664	-
Escrow - Restricted	100,823	100,797	100,699
Grants Receivable	85,230	404,802	460,010
Due from FOCHSLSJ	69,241	16,007	36,187
Per Pupil Receivable	32,114	32,114	14,400
Prepaid Expenses and Other Receivables	407,078	192,961	202,552
Total current assets	4,973,788	4,134,180	4,112,915
Security Deposit	400,000	400,000	-
ROU Asset ²	23,761,596	23,761,596	-
Fixed assets, Net	516,118	432,555	521,139
	\$ 29,651,502	\$ 28,728,331	\$ 4,634,054
 LIABILITIES and NET ASSETS			
Current liabilities:			
Accounts Payable	\$ (864)	\$ 18,529	\$ 2,931
Accrued Expenses & Payroll Liabilities	120,488	661,032	491,926
Deferred or Unearned Revenue ³	973,975	-	23,883
Short Term Lease Liability ⁴	1,376,995	1,376,995	-
Total current liabilities	2,470,594	2,056,555	518,740
Long-Term Liabilities:			
Long Term Lease Liability ⁵	23,340,117	23,340,117	-
Deferred Rent	-	-	791,377
Total Long-Term Liabilities	23,340,117	23,340,117	791,377
Net assets			
Net Assets without Donor Restrictions	3,331,659	3,323,937	3,648,989
Change in net assets during current period	509,132	7,723	(325,053)
Total net assets	3,840,791	3,331,659	3,323,937
 TOTAL LIABILITIES and NET ASSETS	 \$ 29,651,502	 \$ 28,728,331	 \$ 4,634,054

Notes:

- ¹ Current balance in IDB (ICS Product). Currently earning interest at a rate of 4.65%
- ² ROU Asset - Facility Lease
- ³ DOE Per Pupil Revenue for October 2023 received in August
- ⁴ Short term lease liability - Facility Lease
- ⁵ Long term lease liability - Facility Lease

Summary Statements of Revenue, Support and Expenses

Current Fiscal Year-to-Date Compared to Board Approved Budget

with Year End June 30, 2023 and 2022 Summary

	Current Fiscal Year 2023-24 [unaudited]			June 30	
	Actuals	Full Year	YTD as a %	[unaudited]	[audited]
	As of 9/30/23	Budget	of Projection (YTD=25%)	2023	2022
Total Revenue and Support	\$ 3,048,887	\$12,660,741	24%	\$ 12,660,289	\$ 11,878,429
Total Expenses	2,539,755	12,745,171	20%	12,652,567	12,203,481
<i>Excess/(Deficit) of Revenue and Support over Expenses before GAAP Adjustments</i>	\$ 509,132	\$ (84,430)	-603%	\$ 7,723	\$ (325,053)
GAAP Adjustments, net	(83,563)	382,446	-22%	(160,346)	232,102
<i>Excess/(Deficit) of Revenue and Support over Expenses after GAAP Adjustments</i>	\$ 425,569	\$ 298,016	143%	\$ (152,624)	\$ (92,950)
Enrollment	450.00	445.00	102%	442.19	445.12
REVENUE and SUPPORT					
Per Pupil Tuition	\$ 2,384,483	\$ 9,268,861	26%	\$ 9,052,141	\$ 8,707,015
Lease Assistance	516,452	2,065,808	25%	2,054,115	2,042,655
Title and Other Government Grants	100,376	1,047,972	10%	1,412,548	1,128,440
Donations and Contributions	5,500	-		31,263	294
Other	42,077	278,100	15%	110,223	26
TOTAL REVENUE and SUPPORT	3,048,887	12,660,741	24%	12,660,289	11,878,429
EXPENSES					
Personnel Costs:					
Staff Salaries and Wages	1,236,733	6,791,332	18%	6,762,351	6,431,534
Payroll Taxes	113,047	615,999	18%	640,511	556,294
Fringe Benefits	251,824	1,388,121	18%	1,163,289	1,078,270
Total Personnel Costs	1,601,604	8,795,452	18%	8,566,151	8,066,098
Other Than Personnel Costs:					
Professional Services	79,387	284,970	28%	340,824	373,771
Academic Consultants and Services	3,125	18,540	17%	111,600	117,365
Curriculum and Classroom	59,234	408,605	14%	381,681	324,348
Recruitment and Development	68,968	171,150	40%	291,938	202,487
General Administrative Expenses	71,014	288,301	25%	252,788	317,558
General Insurance	65,122	97,850	67%	87,082	83,314
Technology	48,014	231,949	21%	193,288	281,955
Occupancy	517,034	2,218,254	23%	2,218,254	2,218,254
Other	125	100	125%	131	12,601
Total Other Than Personnel Costs	912,022	3,719,719	25%	3,877,587	3,931,653
Depreciation	26,129	230,000	11%	208,829	205,731
TOTAL EXPENSES	2,539,755	12,745,171	20%	12,652,567	12,203,481
Excess/(Deficit) of Revenue and Support over Expenses before GAAP Adjustments	509,132	(84,430)	-603%	7,723	(325,053)
GAAP Adjustments, net	(83,563)	382,446	-22%		
Excess/(Deficit) of Revenue and Support over Expenses after GAAP Adjustments	\$ 425,569	\$ 298,016	143%	\$ 7,723	\$ (325,053)

Charter High School for Law and Social Justice

Detailed Statements of Revenue, Support and Expenses

Current Fiscal Year-to-Date Compared to Board Approved Budget
with Year End June 30, 2023 and 2022 Details

	Current Fiscal Year 2023-24 [unaudited]			June 30	
	Actuals	Full Year	YTD as a % of Projection (YTD=25%)	[unaudited]	[audited]
	As of 9/30/23	Budget		2023	2022
Total Revenue and Support	\$ 3,048,887	\$ 12,660,741	24%	\$ 12,660,289	\$ 11,878,429
Total Expenses	2,539,755	12,745,171	20%	12,652,567	12,203,481
<i>Excess/(Deficit) of Revenue and Support over Expenses before GAAP Adjustments</i>	\$ 509,132	\$ (84,430)	-603%	7,723	(325,053)
GAAP Adjustments, net	(83,563)	382,446	-22%	(160,346)	232,102
<i>Excess/(Deficit) of Revenue and Support over Expenses after GAAP Adjustments</i>	\$ 425,569	\$ 298,016	143%	\$ (152,624)	\$ (92,950)
Enrollment	450.00	445.00	101%	442.19	445.12
REVENUE and SUPPORT					
Per Pupil Tuition and Lease Assistance:					
4101 - GenEd Tuition from NYCDOE	\$ 2,063,250	\$ 8,105,153	25%	\$ 7,793,953	\$ 7,497,652
4102 - SpEd Tuition from NYCDOE	321,233	1,163,708	28%	1,258,188	1,209,363
4130 - Lease Assistance from NYCDOE	516,452	2,065,808	25%	2,054,115	2,042,655
4104 - Per Pupil Supplement	-	-		-	-
4101(a) and (b) - Tuition from other School Districts	-	-		-	-
Total Per Pupil Tuition and Lease Assistance	2,900,935	11,334,669	26%	11,106,256	10,749,670
Title and other Government Grants:					
4201 - Title IA	-	270,000	0%	283,503	242,464
4202 - Title IIA	-	32,000	0%	35,746	33,116
4203 - Title IVA	-	18,000	0%	18,935	16,817
4105 - Stimulus	-	-		-	-
4210 - CSP	-	-		-	49,050
4215 - Cares Act Grant	83,767	549,972	15%	932,637	676,823
4230 - IDEA Special Needs	16,609	94,000	18%	94,257	74,643
4120 - NYSTL	-	39,000	0%	-	-
4220 - eRate	-	45,000	0%	47,470	35,526
Total Title and other Government Grants	100,376	1,047,972	10%	1,412,548	1,128,440
Donations and Contributions:					
4305 - Unrestricted Donations and Contributions	5,500	-		31,263	294
4401 - Fundraising Events	-	-		-	-
Total Donations and Contributions	5,500	-		31,263	294
Other:					
4501 - Interest and Dividends	42,077	100	42077%	37,823	26
4602 - In-Kind Contributions	-	-		72,400	-
4603 - Donated Services	-	-		-	-
4600 - Other Sources of Revenue & Support - Other	-	278,000	0%	-	-

Charter High School for Law and Social Justice

Detailed Statements of Revenue, Support and Expenses

Current Fiscal Year-to-Date Compared to Board Approved Budget
with Year End June 30, 2023 and 2022 Details

	Current Fiscal Year 2023-24 [unaudited]			June 30	
	Actuals	Full Year	YTD as a % of Projection (YTD=25%)	[unaudited]	[audited]
	As of 9/30/23	Budget		2023	2022
Total Revenue and Support	\$ 3,048,887	\$ 12,660,741	24%	\$ 12,660,289	\$ 11,878,429
Total Expenses	2,539,755	12,745,171	20%	12,652,567	12,203,481
<i>Excess/(Deficit) of Revenue and Support over Expenses <u>before</u> GAAP Adjustments</i>	\$ 509,132	\$ (84,430)	-603%	7,723	(325,053)
GAAP Adjustments, net	(83,563)	382,446	-22%	(160,346)	232,102
<i>Excess/(Deficit) of Revenue and Support over Expenses <u>after</u> GAAP Adjustments</i>	\$ 425,569	\$ 298,016	143%	\$ (152,624)	\$ (92,950)
<i>Enrollment</i>	450.00	445.00	101%	442.19	445.12
Total Other	42,077	278,100	15%	110,223	26
TOTAL REVENUE and SUPPORT	\$ 3,048,887	12,660,741	24%	\$ 12,660,289	\$ 11,878,429
<u>EXPENSES</u>					
Personnel Expenses	<u>Salaries and Wages</u>				
Administrative Staff:					
5105 - Executive Director	61,739	246,956	25%	239,856	232,780
5110 - Director of Operations	7,223	28,890	25%	24,645	43,620
5120 - Operations Staff	22,214	134,240	17%	115,750	122,482
5125 - Parent Coordinator	(646)	50,247	-1%	54,231	53,622
5130 - Director of Finance	26,522	106,090	25%	103,058	100,000
5132 - Director of HR	39,784	106,090	37%	82,209	89,785
5135 - Director of IT	28,114	112,455	25%	108,760	97,167
5150 - School Aide/Security	-	-		0	(105)
5160 - Chief of Staff	-	-		-	-
Total Administrative Staff	184,950	784,968	24%	728,509	739,352
Instructional Oversight Staff:					
5201 - Principal	49,067	366,767	13%	190,657	185,385
5210 - Assistant Principal	161,421	467,901	34%	605,015	661,362
5212 - Director of SPED	31,928	116,390	27%	113,077	118,194
5220 - Guidance Counselor	94,558	372,828	25%	369,537	315,581
5225 - Social Worker	-	-		-	-
5230 - Director of College	30,549	116,390	26%	113,869	96,863
5245 - Associate Dean	78,701	324,626	24%	325,128	366,554
5250 - SPED Coordinator	-	-		-	(2,096)
Total Academic Oversight Staff	446,224	1,764,902	25%	1,717,282	1,741,843

Charter High School for Law and Social Justice

Detailed Statements of Revenue, Support and Expenses

Current Fiscal Year-to-Date Compared to Board Approved Budget
with Year End June 30, 2023 and 2022 Details

	Current Fiscal Year 2023-24 [unaudited]			June 30	
	Actuals	Full Year	YTD as a % of Projection (YTD=25%)	[unaudited]	[audited]
	As of 9/30/23	Budget		2023	2022
Total Revenue and Support	\$ 3,048,887	\$ 12,660,741	24%	\$ 12,660,289	\$ 11,878,429
Total Expenses	2,539,755	12,745,171	20%	12,652,567	12,203,481
<i>Excess/(Deficit) of Revenue and Support over Expenses before GAAP Adjustments</i>	\$ 509,132	\$ (84,430)	-603%	7,723	(325,053)
GAAP Adjustments, net	(83,563)	382,446	-22%	(160,346)	232,102
<i>Excess/(Deficit) of Revenue and Support over Expenses after GAAP Adjustments</i>	\$ 425,569	\$ 298,016	143%	\$ (152,624)	\$ (92,950)
Enrollment	450.00	445.00	101%	442.19	445.12
Instructional Staff:					
5310 - Teachers - ELA	88,038	712,285	12%	687,746	586,909
5315 - Teachers - Math	105,951	718,342	15%	611,226	539,219
5320 - Teachers - Social Studies	78,134	496,857	16%	475,621	489,038
5325 - Teachers - Science	58,896	498,648	12%	634,749	544,785
5330 - Foreign Languages	34,625	266,225	13%	172,342	162,923
5335 - Teachers - Physical Education / Health	46,858	315,619	15%	285,663	263,847
5345 - Teachers - The Arts	36,670	205,945	18%	203,754	196,790
5350 - Teachers - SPED	33,207	352,685	9%	284,916	340,069
5355 - Teachers - Law	13,557	96,011	14%	90,188	90,499
5365 - Teachers - SAT/Freshman Seminar	10,686	75,678	14%	72,061	71,334
5370 - Teachers - Substitute	14,964	147,167	10%	134,192	49,694
5375 - Teachers - Intervention	-	-		-	(2,500)
Total Instructional Staff	521,584	3,885,462	13%	3,652,459	3,332,608
Incentives and Special Programs:					
5410 - Stipends	-	25,000	0%	13,519	13,595
5411 - Department Chairs/Leads	-	25,000	0%	14,704	35,516
5412 - News Literacy Course	-			-	20,020
5413 - Athletic Director/Coaches	3,100	80,000	4%	101,408	97,992
5414 - After School Clubs	3,750	35,000	11%	41,615	76,910
5415 - Extra Classes/Lunch Duties	-	30,000	0%	25,036	84,979
5416 - Other Incentives	-	25,000	0%	11,085	36,542
5420 - Summer Bridge Program	16,446	20,000	82%	10,300	17,905
5425 - Summer School	60,681	90,000	67%	132,825	190,176
5430 - Saturday Academy Regents Prep	-	26,000	0%	19,609	9,097
5440 - Bonus	-			294,000	35,000
Total Incentives and Special Programs	83,977	356,000	24%	664,101	617,732
Total Salaries and Wages	1,236,733	6,791,332	18%	6,762,351	6,431,534

Charter High School for Law and Social Justice

Detailed Statements of Revenue, Support and Expenses

Current Fiscal Year-to-Date Compared to Board Approved Budget
with Year End June 30, 2023 and 2022 Details

	Current Fiscal Year 2023-24 [unaudited]			June 30	
	Actuals	Full Year	YTD as a % of Projection (YTD=25%)	[unaudited]	[audited]
	As of 9/30/23	Budget		2023	2022
Total Revenue and Support	\$ 3,048,887	\$ 12,660,741	24%	\$ 12,660,289	\$ 11,878,429
Total Expenses	2,539,755	12,745,171	20%	12,652,567	12,203,481
<i>Excess/(Deficit) of Revenue and Support over Expenses before GAAP Adjustments</i>	\$ 509,132	\$ (84,430)	-603%	7,723	(325,053)
GAAP Adjustments, net	(83,563)	382,446	-22%	(160,346)	232,102
<i>Excess/(Deficit) of Revenue and Support over Expenses after GAAP Adjustments</i>	\$ 425,569	\$ 298,016	143%	\$ (152,624)	\$ (92,950)
Enrollment	450.00	445.00	101%	442.19	445.12
<u>Payroll Taxes and Fringe Benefits</u>					
Payroll Taxes:					
5510 - Employer FICA (SS and Medicare)	98,786	494,059	20%	530,685	453,935
5505 - Unemployment Insurance	1,741	73,440	2%	41,075	47,579
5530 - Disability Insurance	1,422	2,500	57%	18,740	6,597
5610 - Workers Compensation Insurance	11,098	45,000	25%	50,011	46,386
5515 - MCTMT Tax	-	1,000		-	-
5501 - FUTA	-			-	1,796
Total Payroll Taxes	113,047	615,999	18%	640,511	556,294
Fringe Benefits:					
5601 - Health Insurance (Medical, Dental and Vision)	196,240	1,112,970	18%	952,140	932,286
5702 - Employer Retirement Plan Match	48,349	223,151	22%	190,709	114,819
5615 - STD, LTD and Life Insurance	6,725	50,000	13%	18,144	29,921
5630 - HRA	510	2,000	26%	2,295	1,245
Total Fringe Benefits	251,824	1,388,121	18%	1,163,289	1,078,270
Total Payroll Taxes and Fringe Benefits	364,871	2,004,120	18%	1,803,800	1,634,564
Total Compensation (Salaries, Wages, Taxes and Benefits)	1,601,604	8,795,452	18%	8,566,151	8,066,098
Other Than Personnel Expenses					
Professional Services:					
6301 - Accounting and Bookkeeping	23,169	124,200	19%	148,396	134,445
6301 - Audit		20,000	0%		
6321 - Legal	22,129	36,050	61%	56,267	6,189
5701 - Benefits Administrators and Consultants	1,519			6,430	8,493
6305 - Payroll	4,349	15,450	28%	15,418	12,616
6330 - Fundraising and Grant Writing	-	9,270	0%	-	-
6390 - Startup Consulting	-			-	-
6380 - Other Professional Services	28,222	80,000	35%	114,314	212,028

Charter High School for Law and Social Justice

Detailed Statements of Revenue, Support and Expenses

Current Fiscal Year-to-Date Compared to Board Approved Budget
with Year End June 30, 2023 and 2022 Details

	Current Fiscal Year 2023-24 [unaudited]			June 30	
	Actuals	Full Year	YTD as a % of Projection (YTD=25%)	[unaudited]	[audited]
	As of 9/30/23	Budget		2023	2022
Total Revenue and Support	\$ 3,048,887	\$ 12,660,741	24%	\$ 12,660,289	\$ 11,878,429
Total Expenses	2,539,755	12,745,171	20%	12,652,567	12,203,481
<i>Excess/(Deficit) of Revenue and Support over Expenses <u>before</u> GAAP Adjustments</i>	\$ 509,132	\$ (84,430)	-603%	7,723	(325,053)
GAAP Adjustments, net	(83,563)	382,446	-22%	(160,346)	232,102
<i>Excess/(Deficit) of Revenue and Support over Expenses <u>after</u> GAAP Adjustments</i>	\$ 425,569	\$ 298,016	143%	\$ (152,624)	\$ (92,950)
<i>Enrollment</i>	450.00	445.00	101%	442.19	445.12
Total Professional Services	79,387	284,970	28%	340,824	373,771
Academic Consultants and Services:					
6310 - Educational Partner Organizations	3,125	-		111,600	105,800
6370 - Culture Consultants	-	-		-	-
6395 - Science Consulting Services	-	10,300	0%	-	-
6350 - Substitute Services	-	8,240	0%	-	11,565
Total Academic Consultants and Services	3,125	18,540	17%	111,600	117,365
Curriculum and Classroom:					
7101 - Classroom Supplies	3,675	25,750	14%	9,090	59,243
7105 - Classroom Furniture and Equipment (Non-Asset)	-	2,060	0%	1,058	-
7115 - ELA Supplies & Materials	2,777	5,150	54%	1,081	4,849
7117 - Subscriptions/Dues	-	15,450	0%	9,825	9,402
7120 - Math Supplies & Materials	5,910	5,150	115%	-	923
7125 - Social Studies Supplies & Materials	-	2,060	0%	207	-
7130 - Science Supplies & Materials	2,480	15,450	16%	12,075	1,346
7135 - Foreign Language Supplies & Materials	-	2,575	0%	346	1,533
7136 - Art Supplies & Materials	3,843	46,350	8%	68,792	46,578
7140 - College Advisement Supplies & Materials	-	19,085	0%	9,581	140
7145 - Phys Ed Supplies & Materials	2,736	8,240	33%	8,271	11,666
7150 - Special Education Supplies & Materials	-	1,030	0%	-	-
7155 - Saturday Academy Regents Prep Supplies	-	5,150	0%	-	-
7160 - Assessment Supplies and Materials	-	6,500	0%	7,846	-
7165 - Field Trips	-	19,055	0%	37,571	17,857
7166 - Student Transportation	270	5,150	5%	1,304	3,500
7170 - Extracurricular Activities	-	51,500	0%	25,225	23,594
7175 - Enrichment Programs	-	-		-	-
7176 - Intensive Programming	-	25,750	0%	-	-
7177 - Summer Bridge	900	20,600	4%	18,445	11,405

Charter High School for Law and Social Justice

Detailed Statements of Revenue, Support and Expenses

Current Fiscal Year-to-Date Compared to Board Approved Budget
with Year End June 30, 2023 and 2022 Details

	Current Fiscal Year 2023-24 [unaudited]			June 30	
	Actuals	Full Year	YTD as a % of Projection (YTD=25%)	[unaudited]	[audited]
	As of 9/30/23	Budget		2023	2022
Total Revenue and Support	\$ 3,048,887	\$ 12,660,741	24%	\$ 12,660,289	\$ 11,878,429
Total Expenses	2,539,755	12,745,171	20%	12,652,567	12,203,481
<i>Excess/(Deficit) of Revenue and Support over Expenses before GAAP Adjustments</i>	\$ 509,132	\$ (84,430)	-603%	7,723	(325,053)
GAAP Adjustments, net	(83,563)	382,446	-22%	(160,346)	232,102
<i>Excess/(Deficit) of Revenue and Support over Expenses after GAAP Adjustments</i>	\$ 425,569	\$ 298,016	143%	\$ (152,624)	\$ (92,950)
Enrollment	450.00	445.00	101%	442.19	445.12
7180 - Student Rewards	5,349	10,300	52%	15,466	7,875
7181 - Senior Activities Supplies & Materials	7,190	51,500	14%	143,373	123,506
7185 - Scholarship/Uniforms	24,059	20,600	117%	9,152	932
7190 - Parent Programs	45	5,150	1%	2,974	-
7195 - NYSTL Expense	-	39,000	0%	-	-
Total Curriculum and Classroom	59,234	408,605	14%	381,681	324,348
Recruitment and Development:					
6520 - Staff Recruitment	2,610	30,000	9%	37,040	38,485
6502 - Student Recruitment	-	41,200	0%	34,050	39,106
6401 - Instructional Staff Professional Development	52,817	79,350	67%	209,344	106,893
6410 - Non-Instructional Staff Professional Development	12,416	5,150	241%	1,009	5,816
6420 - Board Development	1,124	15,450	7%	10,495	12,188
Total Recruitment and Development	68,968	171,150	40%	291,938	202,487
General Administrative Expenses:					
6101 - Office Supplies	11,339	72,100	16%	80,055	81,777
8201 - Telephone and Fax	4,823	25,750	19%	31,971	18,101
6102 - Copy Paper	-	-		-	-
6105 - Furniture and Equipment (Non-Capitalized)	2,399	10,300	23%	6,545	7,585
6110 - Postage	641	16,068	4%	10,478	13,062
6115 - Copy Machine Lease	5,708	20,600	28%	21,493	21,149
6125 - Staff Transportation	5,528	31,200	18%	28,160	24,141
6130 - Team Building / Staff Appreciation	13,904	41,200	34%	32,309	53,850
6140 - Due and Subscriptions	26,141	56,650	46%	37,529	52,305
6150 - Student Meals	-	1,030	0%	-	491
6160 - Offsite Storage Facility Rental	385	4,260	9%	2,310	3,176
6601 - Fundraising	-	-		-	-
6170 - COVID-9 Supplies and Materials	147	9,143	2%	1,939	41,921
Total General Administrative Expenses	71,014	288,301	25%	252,788	317,558

Charter High School for Law and Social Justice

Detailed Statements of Revenue, Support and Expenses

Current Fiscal Year-to-Date Compared to Board Approved Budget
with Year End June 30, 2023 and 2022 Details

	Current Fiscal Year 2023-24 [unaudited]			June 30	
	Actuals	Full Year	YTD as a % of Projection (YTD=25%)	[unaudited]	[audited]
	As of 9/30/23	Budget		2023	2022
Total Revenue and Support	\$ 3,048,887	\$ 12,660,741	24%	\$ 12,660,289	\$ 11,878,429
Total Expenses	2,539,755	12,745,171	20%	12,652,567	12,203,481
<i>Excess/(Deficit) of Revenue and Support over Expenses <u>before</u> GAAP Adjustments</i>	<i>\$ 509,132</i>	<i>\$ (84,430)</i>	<i>-603%</i>	<i>7,723</i>	<i>(325,053)</i>
GAAP Adjustments, net	(83,563)	382,446	-22%	(160,346)	232,102
<i>Excess/(Deficit) of Revenue and Support over Expenses <u>after</u> GAAP Adjustments</i>	<i>\$ 425,569</i>	<i>\$ 298,016</i>	<i>143%</i>	<i>\$ (152,624)</i>	<i>\$ (92,950)</i>
<i>Enrollment</i>	<i>450.00</i>	<i>445.00</i>	<i>101%</i>	<i>442.19</i>	<i>445.12</i>
General Insurance:					
6201 - General Insurance	65,122	97,850	67%	87,082	83,314
Total General Insurance	65,122	97,850	67%	87,082	83,314
Technology:					
8205 - Internet Connectivity Expense	7,527	61,800	12%	46,569	89,522
8210 - Network Maintenance/Tech Support Services	16,742	69,724	24%	75,583	97,105
8215 - Database Services	16,788	49,440	34%	58,807	69,967
8220 - Website Consultants/Expenses	-	2,060	0%	705	510
8225 - Technology Equipment & Supplies	1,308	21,115	6%	2,255	2,895
8230 - Software Subscription	5,025	10,300	49%	5,734	17,877
8250 - Other Maintenance/Repairs	-	5,150	0%	-	-
8260 - Accounting Software Subscription	624	7,210	9%	3,634	4,079
8200 - Technology/Communication Expens - Other	-	5,150	0%	-	-
Total Technology	48,014	231,949	21%	193,288	281,955
Occupancy:					
8101 - DOE Lease Payments	516,452	2,065,808	25%	2,054,115	2,042,655
8102 - Deferred Rent	-	152,446	0%	164,139	175,599
8103 - Rent In-Kind	-	-		-	-
8120 - Janitorial	-	-		-	-
8140 - Repairs & Maintenance	582	-		-	-
Total Occupancy	517,034	2,218,254	23%	2,218,254	2,218,254
Other:					
8801 - Bank Fees and Charges	125	100	125%	131	169
8810 - Taxes and Fees	-	-		-	-
9100 - Bad Debt	-	-		-	12,433
8830 - Loss on Disposal of Assets	-	-		-	-
Total Other	125	100	125%	131	12,601
Depreciation	26,129	230,000	11%	208,829	205,731

Charter High School for Law and Social Justice

Detailed Statements of Revenue, Support and Expenses

Current Fiscal Year-to-Date Compared to Board Approved Budget
with Year End June 30, 2023 and 2022 Details

	Current Fiscal Year 2023-24 [unaudited]			June 30	
	Actuals	Full Year	YTD as a % of Projection (YTD=25%)	[unaudited]	[audited]
	As of 9/30/23	Budget		2023	2022
Total Revenue and Support	\$ 3,048,887	\$ 12,660,741	24%	\$ 12,660,289	\$ 11,878,429
Total Expenses	2,539,755	12,745,171	20%	12,652,567	12,203,481
<i>Excess/(Deficit) of Revenue and Support over Expenses <u>before</u> GAAP Adjustments</i>	\$ 509,132	\$ (84,430)	-603%	7,723	(325,053)
GAAP Adjustments, net	(83,563)	382,446	-22%	(160,346)	232,102
<i>Excess/(Deficit) of Revenue and Support over Expenses <u>after</u> GAAP Adjustments</i>	\$ 425,569	\$ 298,016	143%	\$ (152,624)	\$ (92,950)
<i>Enrollment</i>	450.00	445.00	101%	442.19	445.12
TOTAL EXPENSES	2,539,755	12,745,171	20%	12,652,567	12,203,481
Excess/(Deficit) of Revenue and Support over Expenses - BUDGET Basis	\$ 509,132	\$ (84,430)	-603%	\$ 7,723	\$ (325,053)
GAAP Adjustments					
Add:					
Depreciation	26,129	230,000	11%	208,829	205,731
Deferred Rent	-	152,446	0%	164,139	175,599
Less:					
Security Deposit - Middle School				400,000	
Capital Expenditures	109,692			133,314	149,227
Capital Expenditures - in-kind					
Total GAAP Adjustments	(83,563)	382,446	-30%	(160,346)	232,102
Excess/(Deficit) of Revenue and Support over Expenses - OPERATING Basis	\$ 425,569	\$ 298,016	152%	\$ (152,624)	\$ (92,950)

Charter High School for Law and Social Justice

Statement of Cashflow from Oct 1, 2023 - Nov 30, 2023

	<u>Oct-23</u>	<u>Nov-23</u>	<u>Dec-23</u>	<u>Total</u>
Cash Balance (Unrestricted) @ 09/30/2023	4,279,303	5,175,718	4,138,177	4,279,303
NYC public school district	1,933,956		1,933,956	3,867,913
Federal Title Grants			85,230	85,230
TOTAL CASH AVAILABLE	6,213,260	5,175,718	6,157,363	8,232,446
COMPENSATION EXPENSE				
Personel Cost (Gross Salaries)	560,706	560,706	560,706	1,682,117
Payroll Taxes and Fringe	163,889	163,889	163,889	491,666
TOTAL COMPENSATION EXPENSE	724,594	724,594	724,594	2,173,782
Other Than Personnel Costs - Ongoing				
Professional Services	26,543	26,543	26,543	79,628
Curriculum and Classroom	34,050	34,050	34,050	102,151
Recruitment and Development	15,983	15,983	15,983	47,950
General Administrative Expenses	21,888	21,888	21,888	65,663
General Insurance	8,154	8,154	8,154	24,463
Technology	21,475	21,475	21,475	64,425
Occupancy	184,855	184,855	184,855	554,564
Current Accounts Payable	(864)			-864
Total Other Than Personnel Costs - Ongoing	312,947	312,947	312,947	938,842
TOTAL CASH OUTFLOWS	1,037,542	1,037,542	1,037,542	3,112,625
TOTAL OPERATING CASH BALANCE - PROJECTED	5,175,718	4,138,177	5,119,821	5,119,821
Days of cash on hand	152.81	122.18	151.16	

THE CHARTER HIGH SCHOOL FOR LAW AND SOCIAL JUSTICE



EXCELLENCE • CHARACTER • COURAGE • COMMITMENT

Notice of Meeting of Board of Trustees for The Charter High School for Law and Social Justice

Thursday, October 19, 2023, at 6:00 PM

1960 University Avenue, Bronx, NY, 10453

or By Zoom

<https://us06web.zoom.us/j/87006017104>

Meeting ID: 870 0601 7104

One tap mobile

+16465588656,,87006017104# US (New York)
+13017158592,,87006017104# US (Washington DC)

Dial by your location

+1 646 558 8656 US (New York)
+1 301 715 8592 US (Washington DC)
+1 312 626 6799 US (Chicago)
+1 720 707 2699 US (Denver)
+1 253 215 8782 US (Tacoma)
+1 346 248 7799 US (Houston)

Find your local number:

<https://us06web.zoom.us/u/kcB9j6RBfv>

All are invited

For more information, please contact admin@CHSLSJ.org
or Board Chair Jack Callahan, JCallahan@CHSLSJ.org.

Other Locations

Charmone Adams - 66 Hunter Avenue, New Rochelle, NY, 10801
Janine Azriliant - 17 Bridle Path, Remsenburg, NY, 11960
Christian Bannerman - 940 Pearl Drive, San Marcos, CA, 92078
Rina Beder - 30 Magnolia, Larchmont, NY, 10538
Sarah Fuentes - 59 Sumner Avenue, Yonkers, NY, 10704
Amy Fuller - 110 Cabrini Blvd, Cottage One, NY, NY, 10033
Richard Marsico - 534 Prospect Ave., Mamaroneck, NY, 10543
Denis O'Rourke - 200 California Road, Apt. 15, Bronxville, NY, 10708
Jumaane Saunders - DE. 6 Calle de Villas, Cabarete, DR
Socrates Solano - 150 West Burnside Ave, Apt. 4I, NY, NY 10453
Linnet Tse - 30 Dante Street, Larchmont, NY, 10538